

Signify Classified - Internal  
Cooper Lighting Solutions Photometric Lab  
1121 Highway 74 South  
Peachtree City, GA 30269



Scaled data based on original data using  
LM-79-08 Approved Method: Electrical and Photometric Measurements of Solid-  
State Lighting Products

Test Report Prepared for  
Cooper Lighting Solutions  
(formerly Eaton)

Brand: STREETWORKS

Report Number: P870242

Luminaire Tested: **MEM2-HSN-SA-150-830-U-T2R**

Issue Date: 09/05/2024

**Test Information**

Test Method: LM-79-08  
Report Number: P870242  
Test Lab: INNOVATION CENTER(G3)  
Issue Date: 09/05/2024  
Manufacturer: COOPER LIGHTING SOLUTIONS (FORMERLY EATON)  
Product Line: STREETWORKS  
Catalog Number: MEM2-HSN-SA-150-830-U-T2R  
Description: EPIC MODERN SHORT HOUSING DISCRETE LED ARRAYS 150W 80CRI 3000K  
FITXURE w/ TYPE II ROADWAY DISTRIBUTION OPTIC  
Light Source: (30) 3000K CCT, 80 CRI LEDS  
Ballast/Driver: ELECTRONIC DRIVER

**Summary**

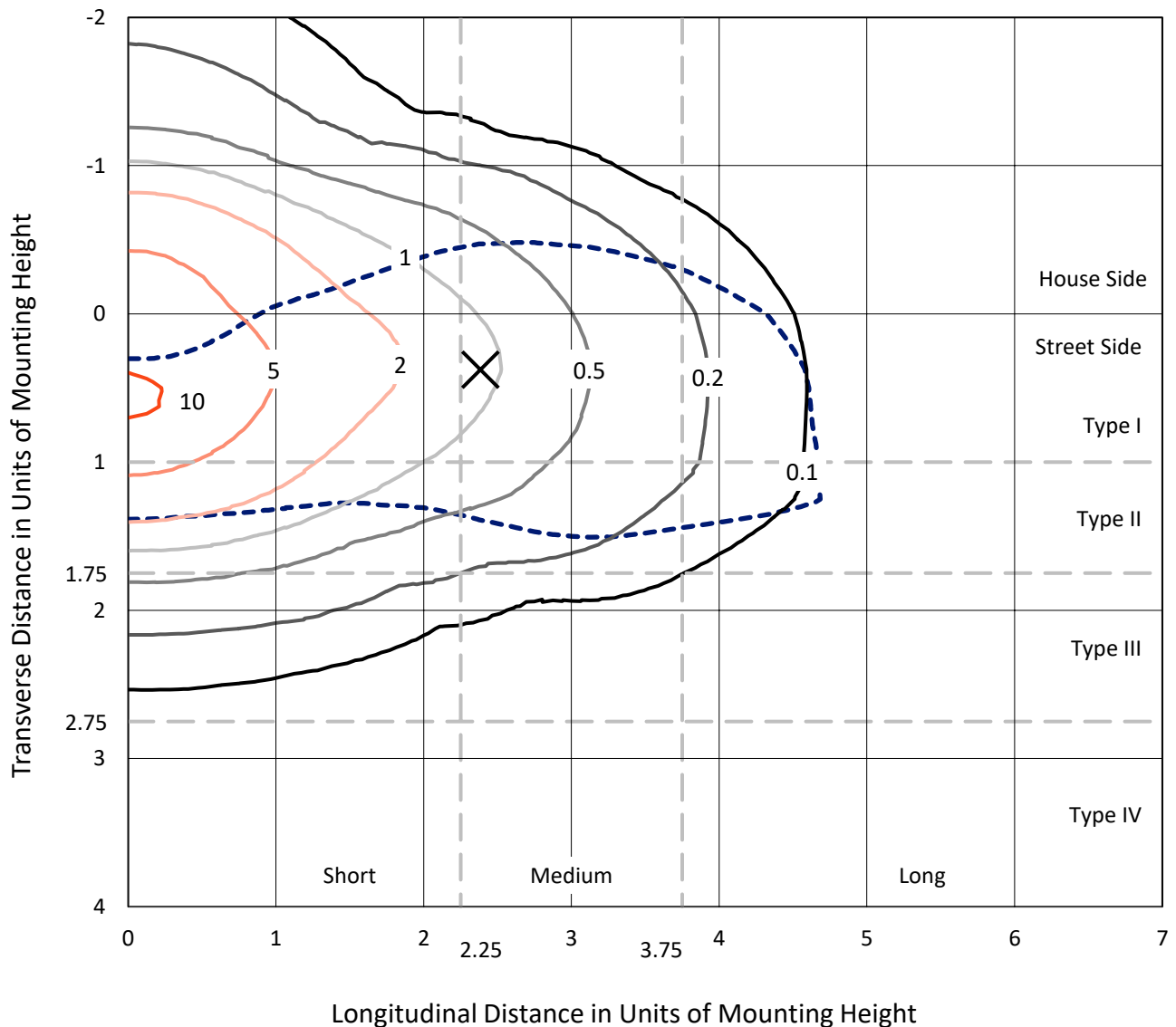
Lumens per Lamp: N/A  
Luminaire Lumens: 16751.3 lumens  
Efficiency: N/A  
Efficacy: 125.0 lumens/watt  
Luminous Opening: Rectangular (W 1' x L: 0.33' x H: 0')  
IES Classification: Type II - Medium  
BUG Rating: B3 - U0 - G3

Input Watts (W): 134  
Input Voltage (V): 120  
Input Current (A<sub>in</sub>): NR  
Voltage Rise (V): NR  
Power Factor: 0.99  
Total Harmonic Distortion (THDi): 6.70%  
Frequency (hertz): 60  
Stabilization Time: NR  
Operation Time: NR  
Ambient Temperature (°C): NR  
Test Distance: 24 FT

REPORT NUMBER: P870242  
 CATALOG NUMBER: MEM2-HSN-SA-150-830-U-T2R

### Iso-Footcandle Lines of Horizontal Illumination

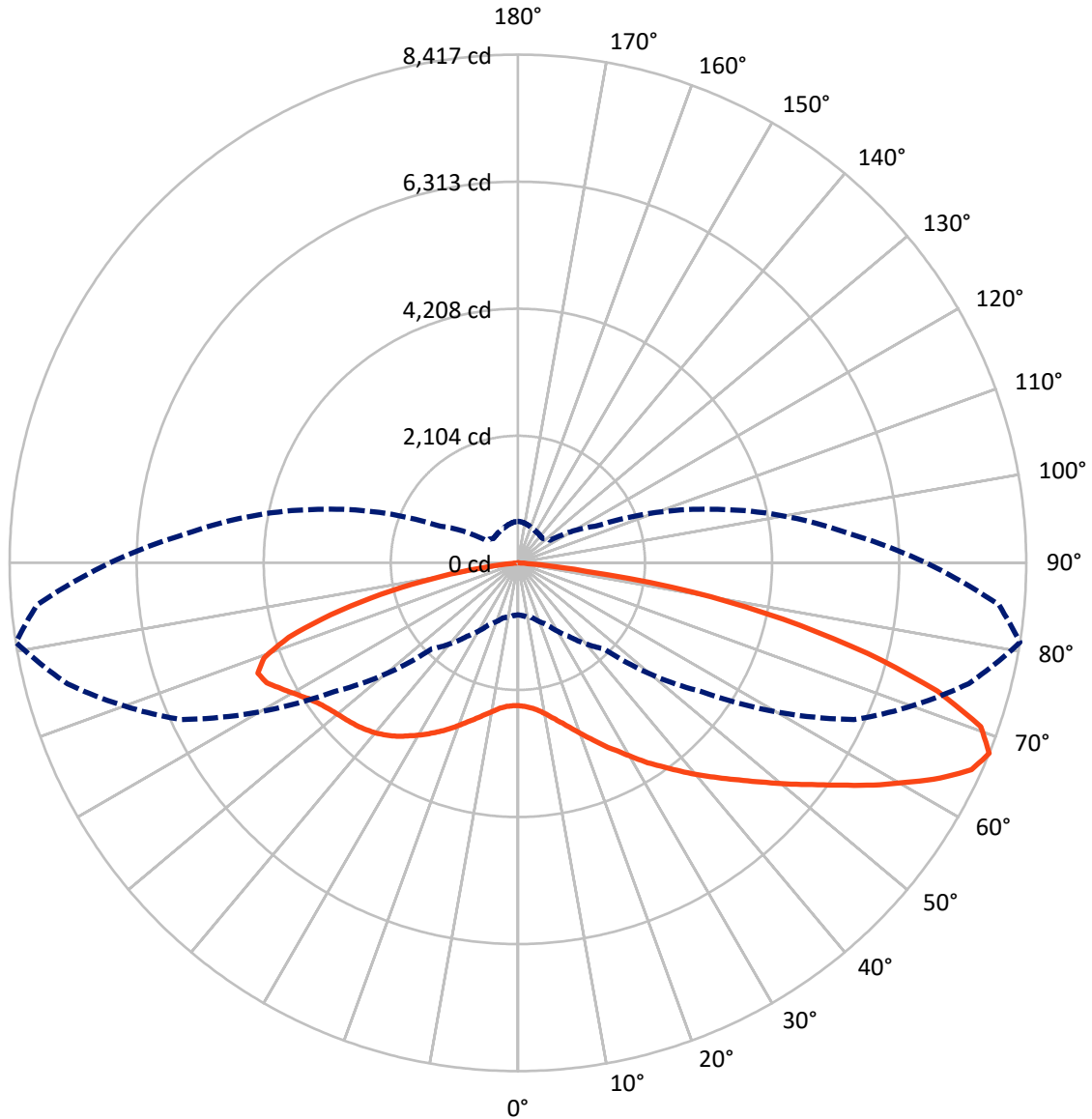
× Max cd  
 - - - 1/2 Max cd



Based on 20 foot mounting height. Maximum calculated value = 10.7 fc  
 Type II - Medium - N/A

REPORT NUMBER: P870242  
CATALOG NUMBER: MEM2-HSN-SA-150-830-U-T2R

### Luminous Intensity Polar Plot



— Vertical Plane Through 81-Deg Lateral      - - - Horizontal Cone Through 67.5-Deg Vertical

REPORT NUMBER: P870242  
 CATALOG NUMBER: MEM2-HSN-SA-150-830-U-T2R

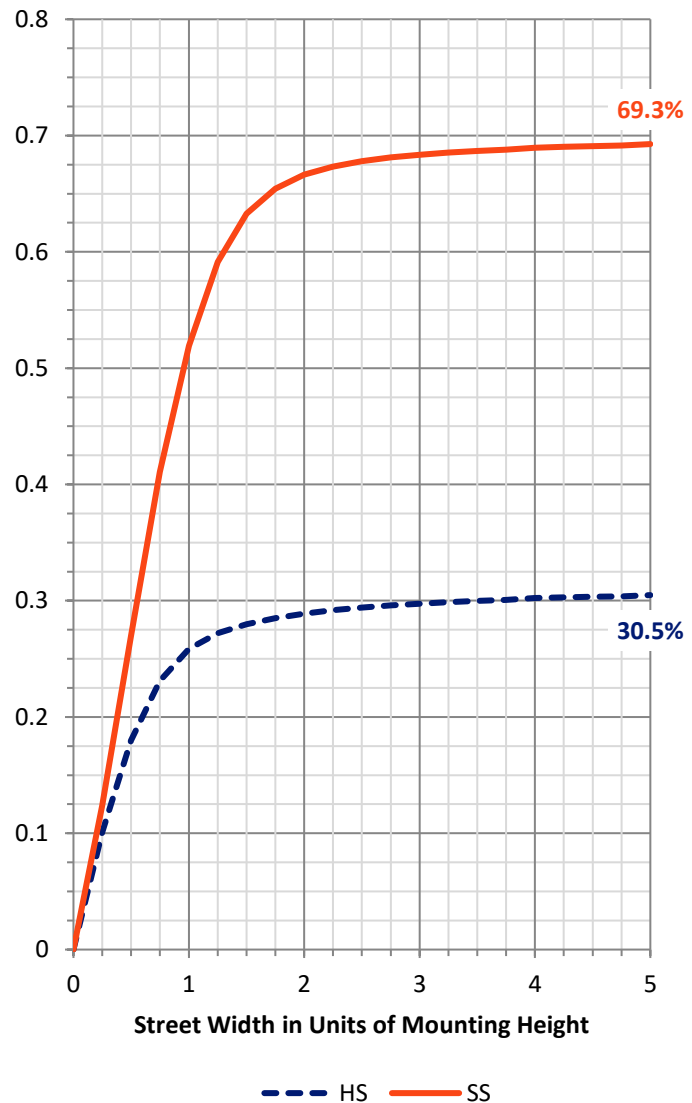
**FLUX DISTRIBUTION:**

		Downward	Upward	Total
<b>House Side</b>	Lumens	5133.0	0.0	5133.0
	% Fixture	30.6	0.0	30.6
<b>Street Side</b>	Lumens	11618.3	0.0	11618.3
	% Fixture	69.4	0.0	69.4
<b>Total</b>	Lumens	16751.3	0.0	16751.3
	% Fixture	100.0	0.0	100.0

**Coefficient of Utilization**

**ZONAL LUMENS:**

Zone	Lumens	% Fixture
0°-10°	241.1	1.4
10°-20°	856.1	5.1
20°-30°	1705.1	10.2
30°-40°	2678.7	16.0
40°-50°	3322.1	19.8
50°-60°	3247.5	19.4
60°-70°	2731.0	16.3
70°-80°	1735.3	10.4
80°-90°	234.2	1.4
90°-100°	0.0	0.0
100°-110°	0.0	0.0
110°-120°	0.0	0.0
120°-130°	0.0	0.0
130°-140°	0.0	0.0
140°-150°	0.0	0.0
150°-160°	0.0	0.0
160°-170°	0.0	0.0
170°-180°	0.0	0.0
0°-90°	16751.3	100.0
0°-180°	16751.3	100.0



REPORT NUMBER: P870242

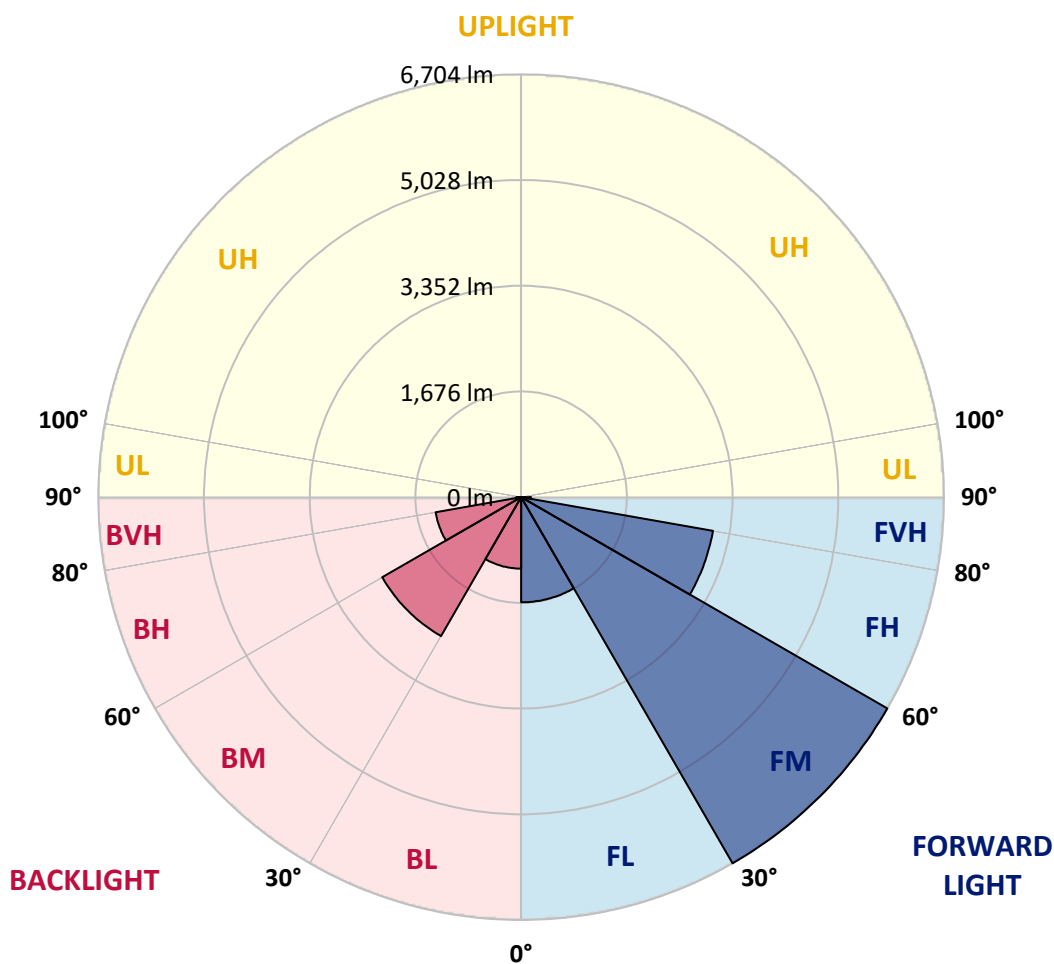
CATALOG NUMBER: MEM2-HSN-SA-150-830-U-T2R

**LUMINAIRE CLASSIFICATION SYSTEM LUMEN TABLE AND BUG RATING:**

Zone	Lumens	% Fixture	Zone Rating/Lumen Limit		
			B	U	G
FL (0°-30°)	1668.5	10.0			
FM (30°-60°)	6704.4	40.0			
FH (60°-80°)	3088.4	18.4			G2/5000
FVH (80°-90°)	156.9	0.9			G2/225
BL (0°-30°)	1133.8	6.8	B3/2500		
BM (30°-60°)	2544.0	15.2	B3/5000		
BH (60°-80°)	1377.9	8.2	B3/2500		G3/2500
BVH (80°-90°)	77.3	0.5			G1/100
UL (90°-100°)	0.0	0.0		U0/0	
UH (100°-180°)	0.0	0.0		U0/0	

**BUG Rating: B3-U0-G3**

Type II Medium





REPORT NUMBER: P870242

CATALOG NUMBER: MEM2-HSN-SA-150-830-U-T2R

**CANDELA DISTRIBUTION (FULL):**

	0°	5°	15°	25°	35°	45°	55°	65°	75°	81°	85°
0°	2365.0	2365.0	2365.0	2365.0	2365.0	2365.0	2365.0	2365.0	2365.0	2365.0	2365.0
2.5°	2448.0	2444.7	2444.7	2418.1	2418.1	2411.5	2414.8	2394.9	2384.9	2381.6	2378.3
5°	2624.1	2624.1	2604.1	2587.5	2554.3	2524.4	2497.8	2458.0	2428.1	2414.8	2404.8
7.5°	2889.8	2869.9	2863.2	2813.4	2743.6	2683.9	2630.7	2544.3	2487.9	2468.0	2454.7
10°	3215.3	3188.7	3138.9	3082.4	2992.8	2903.1	2796.8	2680.5	2587.5	2547.7	2531.1
12.5°	3550.8	3514.3	3444.5	3391.4	3275.1	3138.9	2989.4	2830.0	2700.5	2644.0	2614.1
15°	3919.5	3899.6	3816.5	3710.2	3574.0	3381.4	3195.4	2999.4	2833.3	2753.6	2703.8
17.5°	4318.1	4288.2	4198.5	4069.0	3876.3	3647.1	3431.2	3178.8	2986.1	2883.2	2826.7
20°	4710.0	4703.4	4570.5	4447.6	4221.8	3936.1	3657.1	3391.4	3148.9	3029.3	2956.2
22.5°	5148.5	5105.3	4989.0	4816.3	4547.3	4284.9	3956.0	3610.6	3324.9	3185.4	3102.4
25°	5603.5	5600.2	5457.4	5244.8	4929.3	4597.1	4241.7	3859.7	3534.2	3364.8	3255.2
27.5°	6168.2	6125.0	5942.4	5699.9	5334.5	4952.5	4540.6	4118.8	3733.5	3530.9	3398.0
30°	6663.1	6649.9	6443.9	6171.5	5763.0	5307.9	4862.8	4411.1	3969.3	3730.2	3584.0
32.5°	7065.1	7048.4	6872.4	6600.0	6161.6	5689.9	5178.4	4686.8	4205.2	3946.1	3753.4
35°	7400.5	7374.0	7191.3	6918.9	6540.2	6061.9	5517.2	4975.8	4464.2	4148.7	3966.0
37.5°	7533.4	7510.1	7360.7	7134.8	6786.0	6347.6	5822.8	5294.6	4723.3	4377.9	4171.9
40°	7483.6	7470.3	7364.0	7207.9	6942.2	6576.8	6115.1	5626.8	5015.6	4620.4	4374.6
42.5°	7247.7	7247.7	7181.3	7101.6	6968.7	6706.3	6374.2	5945.7	5298.0	4862.8	4567.2
45°	6915.6	6902.3	6879.0	6849.1	6829.2	6729.6	6543.6	6221.4	5610.2	5128.6	4799.7
47.5°	6473.8	6483.8	6467.2	6480.5	6563.5	6626.6	6616.6	6477.1	5929.1	5420.9	5028.9
50°	5779.6	5826.1	5879.2	6035.4	6204.8	6380.8	6543.6	6659.8	6304.4	5753.0	5294.6
52.5°	4919.3	4939.2	5082.1	5450.8	5812.8	6045.3	6354.2	6742.9	6636.6	6098.5	5606.9
55°	3859.7	3896.2	4112.1	4633.6	5278.0	5723.1	6085.2	6706.3	6975.4	6493.7	5972.2
57.5°	2766.9	2790.1	3135.6	3673.7	4514.1	5261.4	5779.6	6560.2	7247.7	6942.2	6347.6
60°	1966.4	2009.6	2232.1	2756.9	3564.1	4623.7	5500.6	6347.6	7500.2	7380.6	6839.2
62.5°	1451.5	1474.8	1630.9	2012.9	2677.2	3753.4	5138.5	6191.5	7666.3	7852.3	7330.8
65°	1092.8	1102.8	1209.1	1471.5	2002.9	2766.9	4567.2	6161.6	7759.3	8254.2	7765.9
67.5°	860.3	876.9	943.3	1122.7	1491.4	2012.9	3720.2	6141.6	7726.1	8416.9	7995.1
70°	724.1	727.4	777.3	876.9	1116.1	1448.2	2780.2	5842.7	7540.0	8131.3	7782.5
72.5°	627.8	627.8	651.0	730.8	896.8	1096.1	1893.3	5128.6	7068.4	7264.3	7045.1
75°	508.2	504.9	544.7	621.1	720.8	843.7	1272.2	3883.0	6078.5	5978.9	5799.5
77.5°	441.8	438.5	471.7	538.1	594.6	674.3	870.3	2521.1	4783.1	4484.2	4371.2
80°	378.7	368.7	395.3	458.4	488.3	524.8	601.2	1468.1	3125.6	2939.6	2803.4
82.5°	285.7	262.4	255.8	308.9	328.8	305.6	305.6	514.8	1136.0	1146.0	1059.6
85°	23.3	26.6	33.2	39.9	56.5	63.1	66.4	109.6	169.4	162.8	166.1
87.5°	3.3	3.3	3.3	6.6	6.6	10.0	10.0	10.0	13.3	13.3	13.3
90°	0.0	0.0	0.0	0.0	0.0	0.0	0.0	0.0	0.0	0.0	0.0



REPORT NUMBER: P870242

CATALOG NUMBER: MEM2-HSN-SA-150-830-U-T2R

**CANDELA DISTRIBUTION (continued):**

	90°	95°	105°	115°	125°	135°	145°	155°	165°	175°	180°
0°	2365.0	2365.0	2365.0	2365.0	2365.0	2365.0	2365.0	2365.0	2365.0	2365.0	2365.0
2.5°	2374.9	2368.3	2361.7	2361.7	2361.7	2355.0	2351.7	2351.7	2348.4	2338.4	2335.1
5°	2398.2	2388.2	2378.3	2378.3	2378.3	2374.9	2371.6	2374.9	2371.6	2361.7	2358.3
7.5°	2444.7	2431.4	2418.1	2418.1	2424.8	2421.4	2421.4	2424.8	2421.4	2411.5	2408.2
10°	2511.1	2491.2	2484.6	2484.6	2491.2	2487.9	2484.6	2484.6	2481.2	2464.6	2471.3
12.5°	2584.2	2564.3	2557.6	2561.0	2557.6	2551.0	2554.3	2544.3	2541.0	2514.5	2511.1
15°	2677.2	2654.0	2640.7	2644.0	2634.0	2620.7	2607.5	2600.8	2587.5	2564.3	2557.6
17.5°	2783.5	2747.0	2730.4	2730.4	2710.4	2683.9	2663.9	2644.0	2624.1	2597.5	2590.9
20°	2886.5	2853.3	2826.7	2820.0	2780.2	2737.0	2700.5	2667.2	2644.0	2614.1	2607.5
22.5°	3016.0	2969.5	2933.0	2903.1	2843.3	2773.5	2717.1	2670.6	2637.4	2604.1	2594.2
25°	3152.2	3085.8	3026.0	2969.5	2886.5	2786.8	2707.1	2640.7	2597.5	2561.0	2554.3
27.5°	3288.4	3202.0	3115.7	3026.0	2899.8	2770.2	2657.3	2577.6	2521.1	2474.6	2468.0
30°	3434.5	3328.2	3192.1	3062.5	2896.4	2727.0	2584.2	2471.3	2404.8	2351.7	2345.1
32.5°	3584.0	3451.1	3265.1	3089.1	2879.8	2663.9	2477.9	2358.3	2275.3	2215.5	2198.9
35°	3750.1	3587.3	3331.6	3099.1	2833.3	2570.9	2365.0	2215.5	2119.2	2059.4	2046.1
37.5°	3919.5	3713.6	3374.8	3092.4	2766.9	2461.3	2218.8	2066.0	1953.1	1870.1	1856.8
40°	4092.2	3829.8	3401.3	3059.2	2673.9	2325.1	2082.6	1896.6	1733.9	1657.5	1620.9
42.5°	4251.7	3936.1	3414.6	3012.7	2570.9	2182.3	1903.3	1660.8	1508.0	1425.0	1441.6
45°	4417.7	4035.7	3417.9	2956.2	2434.7	1999.6	1677.4	1451.5	1298.7	1235.6	1229.0
47.5°	4560.6	4118.8	3411.3	2876.5	2281.9	1790.3	1441.6	1225.7	1112.7	1052.9	1046.3
50°	4749.9	4211.8	3401.3	2783.5	2082.6	1551.2	1222.4	1046.3	943.3	896.8	893.5
52.5°	4939.2	4314.8	3394.7	2654.0	1873.4	1325.3	1023.1	883.5	813.8	790.5	783.9
55°	5188.3	4441.0	3398.0	2504.5	1634.2	1092.8	866.9	770.6	734.1	724.1	724.1
57.5°	5474.0	4603.7	3417.9	2338.4	1385.1	903.5	754.0	710.8	707.5	714.1	717.5
60°	5819.5	4819.6	3457.8	2165.7	1155.9	764.0	687.6	684.3	694.2	717.5	724.1
62.5°	6208.1	5055.5	3507.6	1939.8	936.7	671.0	651.0	664.3	677.6	704.2	707.5
65°	6550.2	5321.2	3537.5	1723.9	783.9	617.8	627.8	634.4	667.6	704.2	704.2
67.5°	6756.1	5513.9	3424.6	1451.5	654.4	571.3	591.2	611.2	647.7	680.9	687.6
70°	6686.4	5450.8	3039.3	1126.0	554.7	528.1	551.4	581.3	617.8	657.7	677.6
72.5°	6201.4	5002.3	2468.0	820.4	481.6	488.3	518.2	558.0	591.2	634.4	661.0
75°	5185.0	4175.3	1780.4	591.2	421.8	448.4	494.9	528.1	551.4	561.4	564.7
77.5°	3936.1	3069.2	1212.4	441.8	365.4	401.9	451.7	488.3	494.9	501.6	508.2
80°	2570.9	1953.1	684.3	308.9	279.0	328.8	368.7	408.6	395.3	415.2	421.8
82.5°	1086.2	853.7	312.2	152.8	129.5	139.5	149.5	132.9	122.9	122.9	106.3
85°	142.8	109.6	46.5	19.9	16.6	10.0	10.0	10.0	6.6	6.6	6.6
87.5°	13.3	13.3	10.0	10.0	6.6	6.6	3.3	6.6	3.3	3.3	3.3
90°	0.0	0.0	0.0	0.0	0.0	0.0	0.0	0.0	0.0	0.0	0.0



Cooper Lighting Solutions Photometric Lab  
1121 Highway 74 South  
Peachtree City, GA 30269



LM-79-2019: Approved Method: Electrical and Photometric Measurements of Solid-  
State Lighting Products

Report Prepared for

Cooper Lighting Solutions

Streetworks

Report Number: SP1-2407-157-7

Test Date: 09/05/2024

Luminaire Tested: MEM2-HTN-SA-40-830-U-5WQ

Data in this report applies to families of products including MEM2-HTN-SA-40-830-U-5WQ

**Test Information**

Test Method: LM-79-2019  
 Report Number: SP1-2407-157-7  
 Test Lab: COOPER LIGHTING SOLUTIONS  
 Photometer: SP1 - 76IN SPHERE  
 Measurement Geometry: 4π  
 Issue Date: 09/05/2024  
 Manufacturer: COOPER LIGHTING SOLUTIONS  
 Product Line: Streetworks  
 Catalog Number: **MEM2-HTN-SA-40-830-U-5WQ**  
 Description: Epic Modern Light Square 40W 5WQ Optic

**Spectral Parameters**

CCT (K): 3126  
 CIE u': 0.2465  
 CIE v': 0.5182  
 Duv: -0.0004  
 CIE x: 0.4277  
 CIE y: 0.3997  
 CIE z: 0.1727  
 Peak Wavelength (nm): 601  
 Dominant Wavelength (nm): 582  
 Purity: 48.31913  
 Rf: 84.4  
 Rg: 94.7

CRI (Ra):	82.6		
R1:	81.4	R9:	5.1
R2:	92.2	R10:	82.2
R3:	94.9	R11:	79.8
R4:	80.1	R12:	70.4
R5:	81.8	R13:	84.2
R6:	90.5	R14:	97.9
R7:	81.8	R15:	73.6
R8:	58.0		



**Test Conditions**

Stabilization Time: 22M  
 Operation Time: 1H 22M  
 Sphere Temperature (°C): 24.3

REPORT NUMBER: SP1-2407-157-7

Measurement and Test Equipment			
Instrument	Identification Number	Calibration Date	Calibration Due Date
Photometer	IN0058	6/18/2024	12/18/2024
Power Meter	INXT2011004	2/8/2024	2/8/2025
AC Power Source	IN0063	10/24/2023	10/24/2024
DC Power Source	IN0208	10/24/2023	10/24/2024
Sphere Thermometer	IN0085	10/24/2023	10/24/2024
Room Thermometer	IN0046	10/24/2023	10/24/2024

REPORT NUMBER: SP1-2407-157-7

CIE 1931 Chromaticity Diagram



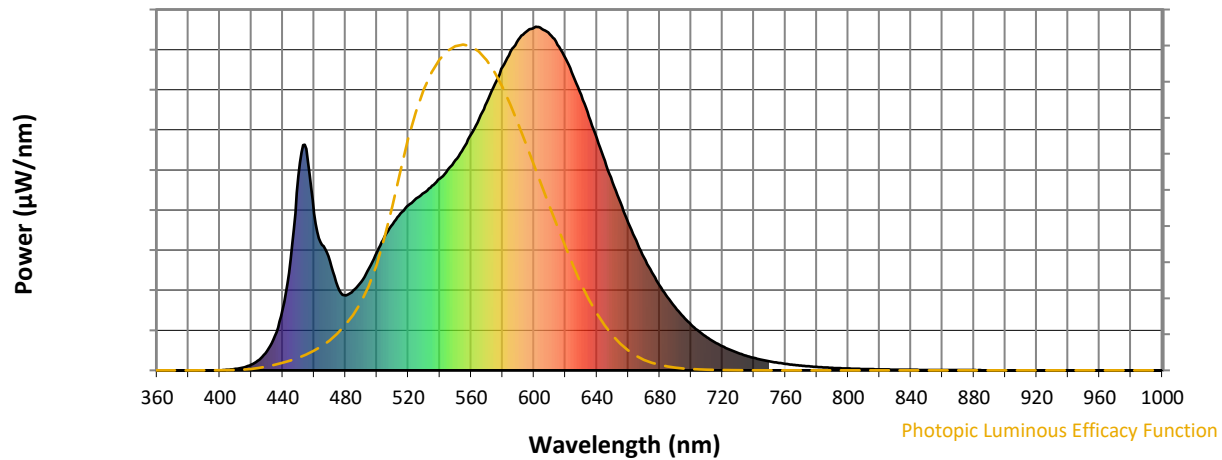
CIE 1931 Chromaticity Diagram with 2017 ANSI 7-Step and 4-Step Quadrangles



Point lies inside the ANSI 3000K 4-step quadrangle

REPORT NUMBER: SP1-2407-157-7

**Photopic Flux vs. Wavelength**



**Photopic Lumens: NR**

$\lambda$ (nm)	Power W <sup>^</sup> /nm	Lumens ( $\phi$ /nm)	$\lambda$ (nm)	Power W <sup>^</sup> /nm	Lumens ( $\phi$ /nm)	$\lambda$ (nm)	Power W <sup>^</sup> /nm	Lumens ( $\phi$ /nm)	$\lambda$ (nm)	Power W <sup>^</sup> /nm	Lumens ( $\phi$ /nm)	$\lambda$ (nm)	Power W <sup>^</sup> /nm	Lumens ( $\phi$ /nm)
360	0	NR	490	258	NR	620	908	NR	750	26	NR	880	1	NR
365	0	NR	495	297	NR	625	857	NR	755	22	NR	885	0	NR
370	0	NR	500	345	NR	630	801	NR	760	19	NR	890	0	NR
375	0	NR	505	391	NR	635	738	NR	765	16	NR	895	0	NR
380	0	NR	510	426	NR	640	675	NR	770	14	NR	900	0	NR
385	0	NR	515	456	NR	645	610	NR	775	12	NR	905	0	NR
390	0	NR	520	480	NR	650	547	NR	780	10	NR	910	0	NR
395	0	NR	525	500	NR	655	488	NR	785	9	NR	915	0	NR
400	0	NR	530	517	NR	660	429	NR	790	7	NR	920	0	NR
405	2	NR	535	538	NR	665	378	NR	795	6	NR	925	0	NR
410	4	NR	540	558	NR	670	328	NR	800	5	NR	930	0	NR
415	9	NR	545	584	NR	675	285	NR	805	5	NR	935	0	NR
420	16	NR	550	611	NR	680	247	NR	810	4	NR	940	0	NR
425	31	NR	555	646	NR	685	212	NR	815	3	NR	945	0	NR
430	56	NR	560	687	NR	690	183	NR	820	3	NR	950	0	NR
435	101	NR	565	731	NR	695	156	NR	825	3	NR	955	0	NR
440	178	NR	570	780	NR	700	133	NR	830	2	NR	960	0	NR
445	323	NR	575	832	NR	705	114	NR	835	2	NR	965	0	NR
450	566	NR	580	883	NR	710	96	NR	840	2	NR	970	0	NR
455	645	NR	585	927	NR	715	82	NR	845	1	NR	975	0	NR
460	457	NR	590	963	NR	720	70	NR	850	1	NR	980	0	NR
465	365	NR	595	985	NR	725	59	NR	855	1	NR	985	0	NR
470	317	NR	600	998	NR	730	50	NR	860	1	NR	990	0	NR
475	244	NR	605	994	NR	735	43	NR	865	1	NR	995	0	NR
480	218	NR	610	978	NR	740	36	NR	870	1	NR	1000	0	NR
485	233	NR	615	947	NR	745	31	NR	875	1	NR			

REPORT NUMBER: SP1-2407-157-7

Scotopic Flux vs. Wavelength



Scotopic Lumens: NR

S/P: 1.42

λ (nm)	Power W <sup>^</sup> /nm	Lumens (φ/nm)	λ (nm)	Power W <sup>^</sup> /nm	Lumens (φ/nm)	λ (nm)	Power W <sup>^</sup> /nm	Lumens (φ/nm)	λ (nm)	Power W <sup>^</sup> /nm	Lumens (φ/nm)	λ (nm)	Power W <sup>^</sup> /nm	Lumens (φ/nm)
360	0	NR	490	258	NR	620	908	NR	750	26	NR	880	1	NR
365	0	NR	495	297	NR	625	857	NR	755	22	NR	885	0	NR
370	0	NR	500	345	NR	630	801	NR	760	19	NR	890	0	NR
375	0	NR	505	391	NR	635	738	NR	765	16	NR	895	0	NR
380	0	NR	510	426	NR	640	675	NR	770	14	NR	900	0	NR
385	0	NR	515	456	NR	645	610	NR	775	12	NR	905	0	NR
390	0	NR	520	480	NR	650	547	NR	780	10	NR	910	0	NR
395	0	NR	525	500	NR	655	488	NR	785	9	NR	915	0	NR
400	0	NR	530	517	NR	660	429	NR	790	7	NR	920	0	NR
405	2	NR	535	538	NR	665	378	NR	795	6	NR	925	0	NR
410	4	NR	540	558	NR	670	328	NR	800	5	NR	930	0	NR
415	9	NR	545	584	NR	675	285	NR	805	5	NR	935	0	NR
420	16	NR	550	611	NR	680	247	NR	810	4	NR	940	0	NR
425	31	NR	555	646	NR	685	212	NR	815	3	NR	945	0	NR
430	56	NR	560	687	NR	690	183	NR	820	3	NR	950	0	NR
435	101	NR	565	731	NR	695	156	NR	825	3	NR	955	0	NR
440	178	NR	570	780	NR	700	133	NR	830	2	NR	960	0	NR
445	323	NR	575	832	NR	705	114	NR	835	2	NR	965	0	NR
450	566	NR	580	883	NR	710	96	NR	840	2	NR	970	0	NR
455	645	NR	585	927	NR	715	82	NR	845	1	NR	975	0	NR
460	457	NR	590	963	NR	720	70	NR	850	1	NR	980	0	NR
465	365	NR	595	985	NR	725	59	NR	855	1	NR	985	0	NR
470	317	NR	600	998	NR	730	50	NR	860	1	NR	990	0	NR
475	244	NR	605	994	NR	735	43	NR	865	1	NR	995	0	NR
480	218	NR	610	978	NR	740	36	NR	870	1	NR	1000	0	NR
485	233	NR	615	947	NR	745	31	NR	875	1	NR			

REPORT NUMBER: SP1-2407-157-7

Melanopic Flux vs. Wavelength



Melanopic Lumens: NR

M/P: 2.79

λ (nm)	Power W <sup>^</sup> /nm	Lumens (φ/nm)	λ (nm)	Power W <sup>^</sup> /nm	Lumens (φ/nm)	λ (nm)	Power W <sup>^</sup> /nm	Lumens (φ/nm)	λ (nm)	Power W <sup>^</sup> /nm	Lumens (φ/nm)	λ (nm)	Power W <sup>^</sup> /nm	Lumens (φ/nm)
360	0	NR	490	258	NR	620	908	NR	750	26	NR	880	1	NR
365	0	NR	495	297	NR	625	857	NR	755	22	NR	885	0	NR
370	0	NR	500	345	NR	630	801	NR	760	19	NR	890	0	NR
375	0	NR	505	391	NR	635	738	NR	765	16	NR	895	0	NR
380	0	NR	510	426	NR	640	675	NR	770	14	NR	900	0	NR
385	0	NR	515	456	NR	645	610	NR	775	12	NR	905	0	NR
390	0	NR	520	480	NR	650	547	NR	780	10	NR	910	0	NR
395	0	NR	525	500	NR	655	488	NR	785	9	NR	915	0	NR
400	0	NR	530	517	NR	660	429	NR	790	7	NR	920	0	NR
405	2	NR	535	538	NR	665	378	NR	795	6	NR	925	0	NR
410	4	NR	540	558	NR	670	328	NR	800	5	NR	930	0	NR
415	9	NR	545	584	NR	675	285	NR	805	5	NR	935	0	NR
420	16	NR	550	611	NR	680	247	NR	810	4	NR	940	0	NR
425	31	NR	555	646	NR	685	212	NR	815	3	NR	945	0	NR
430	56	NR	560	687	NR	690	183	NR	820	3	NR	950	0	NR
435	101	NR	565	731	NR	695	156	NR	825	3	NR	955	0	NR
440	178	NR	570	780	NR	700	133	NR	830	2	NR	960	0	NR
445	323	NR	575	832	NR	705	114	NR	835	2	NR	965	0	NR
450	566	NR	580	883	NR	710	96	NR	840	2	NR	970	0	NR
455	645	NR	585	927	NR	715	82	NR	845	1	NR	975	0	NR
460	457	NR	590	963	NR	720	70	NR	850	1	NR	980	0	NR
465	365	NR	595	985	NR	725	59	NR	855	1	NR	985	0	NR
470	317	NR	600	998	NR	730	50	NR	860	1	NR	990	0	NR
475	244	NR	605	994	NR	735	43	NR	865	1	NR	995	0	NR
480	218	NR	610	978	NR	740	36	NR	870	1	NR	1000	0	NR
485	233	NR	615	947	NR	745	31	NR	875	1	NR			

**Summary**

$R_f = 84.4$   
 $R_g = 94.7$   
 $CIE R_a = 82.6$   
 $R_9 = 5.1$



**Color Vector Graphics**





Individual Sample Fidelity Index ( $R_{f,i}$ )

CES01 = 86	CES26 = 86	CES51 = 93	CES76 = 82
CES02 = 63	CES27 = 92	CES52 = 93	CES77 = 84
CES03 = 31	CES28 = 94	CES53 = 89	CES78 = 81
CES04 = 70	CES29 = 92	CES54 = 89	CES79 = 90
CES05 = 49	CES30 = 91	CES55 = 86	CES80 = 89
CES06 = 51	CES31 = 93	CES56 = 85	CES81 = 72
CES07 = 42	CES32 = 85	CES57 = 83	CES82 = 95
CES08 = 41	CES33 = 97	CES58 = 84	CES83 = 94
CES09 = 29	CES34 = 92	CES59 = 91	CES84 = 91
CES10 = 76	CES35 = 96	CES60 = 90	CES85 = 74
CES11 = 59	CES36 = 81	CES61 = 87	CES86 = 68
CES12 = 65	CES37 = 96	CES62 = 83	CES87 = 84
CES13 = 43	CES38 = 86	CES63 = 87	CES88 = 88
CES14 = 74	CES39 = 98	CES64 = 79	CES89 = 75
CES15 = 71	CES40 = 96	CES65 = 78	CES90 = 89
CES16 = 47	CES41 = 96	CES66 = 77	CES91 = 73
CES17 = 50	CES42 = 97	CES67 = 76	CES92 = 63
CES18 = 56	CES43 = 91	CES68 = 80	CES93 = 77
CES19 = 72	CES44 = 99	CES69 = 85	CES94 = 61
CES20 = 66	CES45 = 93	CES70 = 78	CES95 = 73
CES21 = 87	CES46 = 90	CES71 = 74	CES96 = 84
CES22 = 79	CES47 = 94	CES72 = 91	CES97 = 88
CES23 = 92	CES48 = 83	CES73 = 74	CES98 = 85
CES24 = 91	CES49 = 91	CES74 = 90	CES99 = 76
CES25 = 72	CES50 = 93	CES75 = 78	



Color Rendition by Hue-Angle Bin



Measure Comparisons



(END OF REPORT)